



He volunteers to face 10m waves, in the pitch dark and freezing cold

Please can you volunteer €28 to help him?

rnli.org.uk/donate

Explore, Discover or Observe the RNLI

The RNLI is a charity that provides a 24-hour lifesaving service around the UK and Republic of Ireland. Our lifeboat service in the UK receives no Government funding. As a charity, the RNLI relies on your support to carry on saving lives at sea.

The RNLI has over 230 stations around the coast of the UK and Republic of Ireland. These are split into three levels - **Explore**, **Discover** and **Observe**. Our Explore category stations offer you the best opportunities to enjoy the station and lifeboats close at hand, all free of charge. Subject to operational requirements, you can go inside and look around the station.

Our crews from Discover and Observe stations are equally welcoming to visitors as those at Explore stations. However these lifeboat stations were often built before visitors were considered. Discover stations normally open their boathouse doors during the summer months while Observe stations are often in more inaccessible places. Both are situated in stunning locations so you can enjoy exploring the local area.

KEY TO STATIONS

- EXPLORE
- DISCOVER
- OBSERVE
- MUSEUM



Lifeboats

Come visit us

Explore Dun Laoghaire Lifeboat Station



Train one, save many

RNLI Ireland, Airside, Swords, Co. Dublin
Tel: (01) 895 1800 Web: rnli.ie Email: lifeboatsireland@rnli.org.uk

RNLI Headquarters, West Quay Road, Poole, Dorset BH15 1HZ

Charity registered in England, number 209603; RoI CHY2678

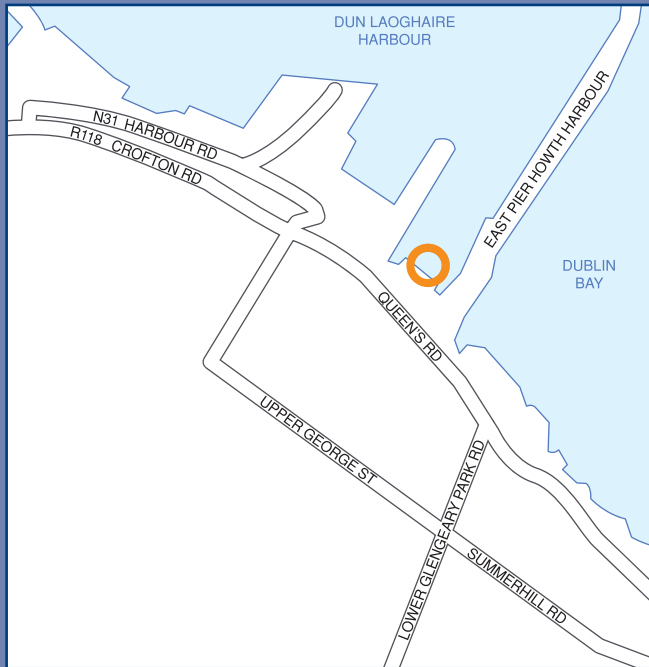
SAP FCL036



Lifeboats

rnli.org.uk/donate

Where to find us



Our history

The first lifeboat station was placed at nearby Sandycove in 1803, Dun Laoghaire Harbour having not yet been built. It was taken over by the RNLI in 1862 and a new boathouse was built. A second lifeboat was placed on station in 1890. The first inshore lifeboat arrived at the station in 1986.

The station is one of the busiest in Ireland being situated in not only a major yachting centre but also in a very busy shipping zone. Dun Laoghaire is home to a Trent class lifeboat and a D class inshore lifeboat. The latter is housed in a fine old 1862 stone boathouse, while the former lies afloat at a mooring.

Throughout the station's history, two Gold, ten Silver and one Bronze Medals for Gallantry have been awarded.

Our lifeboats


Anna Livia ON-1200 (14-05)

Trent class lifeboat

Trent class all weather lifeboats are allocated to lifeboat stations where they can lie afloat and are similar in design to the Severn class, though at 14m they are smaller and have a shallower draught. The Trent class has substantial side keels that protect the propellers so they can work in shallow water. A small XP boat is carried deflated on board and has a rigid 'rollaway deck' for ease of stowage. Having an inflatable keel and powered by a 5hp outboard motor, it can be launched from the Trent class lifeboat to assist in rescuing casualties in locations inaccessible to the all weather lifeboat.

Specification

Length: 14m
Speed: 25 knots
Range: 250 nautical miles
Launch method: Moored afloat
Crew: 6
Introduced: 1994
Cost to replace: €1.7M - 2.9M




Tony Heard D-565

D class lifeboat

The D class is the most numerous of the inshore fleet and was introduced in 1963 as the first inflatable lifeboat. Fast, light and with very shallow draught, it can respond rapidly and work in very shallow and confined waters. It is an ideal lifeboat for rescues close to shore in fair-to-moderate conditions in both daylight and darkness. It has a single outboard engine and can be launched from special trolleys or even manually.

Specification

Length: 5m
Speed: 20 knots
Endurance: 3 hours at maximum speed
Launch method: Trolley
Crew: 2/3
Introduced: 1963
Cost to replace: €42,500



Dun Laoghaire Queens Road

EXPLORE STATION

Open: Generally 10am–4.30pm daily

Directions: Close by the east pier

Contact: Stephen Wynne

Email: dun-laoghaire@rnli.org.uk

Tel: 01 2802667 / 087 255 5654



Parking



Maximum Group Numbers



Although our buildings are designed primarily for operational purposes, the RNLI is striving to provide disabled access at its stations wherever possible. However, at present, access levels vary considerably so please contact each station directly to ensure that access, appropriate to your needs, is available.